



9th October 2015

USA

To
Ms Chitra Sekhar
DCS – CRD
The Bombay Stock Exchange Limited
Phiroze Jeejeebhoy Towers
Dalal Street,
Mumbai – 400 001

Dear Madam

Sub: - Clause 35 of the Listing Agreement for the quarter ended 30th September 2015
Ref: - Company Code 531268


With reference to the above subject please find annexed the shareholding pattern of the quarter ended 30th September 2015.

Kindly take the same on record

Thanking you

Yours truly,
For **B2B Software Technologies Limited**

V BALA SUBRAMANYAM
Executive Director




Encl: 12 pages

Introductory sub-table (I)(a)

Name of the Company: B2B SOFTWARE TECHNOLOGIES LIMITED			
Scrip Code, Name of the scrip, class of security: 531268			
Quarter ended: 30TH SEPTEMBER 2015			
Partly paid-up shares:-			
	No. of partly paid-up shares	As a % of total no. of partly paid-up shares	As a % of total no. of shares of the company
Held by promoter/promoter group	0	#DIV/0!	#DIV/0!
Held by public	0	#DIV/0!	#DIV/0!
Total	0	#DIV/0!	#DIV/0!
Outstanding convertible securities:-			
	No. of outstanding securities	As a % of total no. of outstanding convertible securities	As a % of total no. of shares of the company, assuming full conversion of the convertible securities
Held by promoter/promoter group	0	#DIV/0!	#DIV/0!
Held by public	0	#DIV/0!	#DIV/0!
Total	0	#DIV/0!	#DIV/0!
Warrants:-			
	No. of warrants	As a % of total no. of warrants	As a % of total no. of shares of the company, assuming full conversion of warrants
Held by promoter/promoter group	0	#DIV/0!	#DIV/0!
Held by public	0	#DIV/0!	#DIV/0!
Total	0	#DIV/0!	#DIV/0!
Total paid-up capital of the company, assuming full conversion of warrants and convertible securities			

For B2B Software Technologies Limited


Executive Director

Statement Showing Shareholding Pattern

Category code	Category of Shareholder	Number of Shareholders	Table (I)(a)		Total shareholding as a percentage of total number of shares		Shares Pledged or otherwise encumbered	
			Total number of shares	Number of shares held in dematerialized form	As a percentage of (A+B) ¹	As a percentage of (A+B+C)	Number of shares	As a percentage
			(IV)	(V)	(VI)	(VII)	(VIII)	(IX)= (VIII)/(IV)*100
(I)	(II)	(III)	(IV)	(V)	(VI)	(VII)	(VIII)	(IX)= (VIII)/(IV)*100
(A)	Shareholding of Promoter and Promoter							
1	Indian							
(a)	Individuals/ Hindu Undivided Family	15	404450	36570	3.49	3.49	0	0.00
(b)	Central Government/ State Government(s)	0	0	0	0.00	0.00	0	#DIV/0!
(c)	Bodies Corporate	1	1511000	1511000	13.04	13.04	0	0.00
(d)	Financial Institutions/ Banks	0	0	0	0.00	0.00	0	#DIV/0!
(e)	Any Others(Specify)	0	0	0	0.00	0.00	0	#DIV/0!
(e-i)		0	0	0	0.00	0.00	0	#DIV/0!
(e-ii)		0	0	0	0.00	0.00	0	#DIV/0!
	Sub Total(A)(1)	16	1915450	1547570	16.53	16.53	0	0.00
2	Foreign							
a	Individuals (Non-Residents Individuals/ Foreign Individuals)	11	5449686	1630656	47.04	47.04	0	0.00
b	Bodies Corporate	2	1290900	0	11.14	11.14	0	0.00
c	Institutions	0	0	0	0.00	0.00	0	#DIV/0!
d	Qualified Foreign Investor	0	0	0	0.00	0.00	0	#DIV/0!
e	Any Others(Specify)	0	0	0	0.00	0.00	0	#DIV/0!
e-i		0	0	0	0.00	0.00	0	#DIV/0!
e-ii		0	0	0	0.00	0.00	0	#DIV/0!
	Sub Total(A)(2)	13	6740586	1630656	58.18	58.18	0	0.00

For B2B Software Technologies Limited


Executive Director

	Total Shareholding of Promoter and Promoter Group (A)= (A)(1)+(A)(2)	29	8656036	3178226	74.72	74.72	0	0.00
(B)	Public shareholding							
1	Institutions							
(a)	Mutual Funds/ UTI	0	0	0	0.00	0.00	0	
(b)	Financial Institutions / Banks	0	0	0	0.00	0.00	0	
(c)	Central Government/ State Government(s)	0	0	0	0.00	0.00	0	
(d)	Venture Capital Funds	0	0	0	0.00	0.00	0	
(e)	Insurance Companies	0	0	0	0.00	0.00	0	
(f)	Foreign Institutional Investors	0	0	0	0.00	0.00	0	
(g)	Foreign Venture Capital Investors	0	0	0	0.00	0.00	0	
(h)	Qualified Foreign Investor	0	0	0	0.00	0.00	0	
(i)	Any Other (specify)	0	0	0	0.00	0.00	0	
(i-ii)		0	0	0	0.00	0.00	0	
(i-ii)		0	0	0	0.00	0.00	0	
	Sub-Total (B)(1)	0	0	0	0.00	0.00	0	#DIV/0!
B 2	Non-institutions							
(a)	Bodies Corporate	42	81708	80708	0.71	0.71	0	
(b)	Individuals				0.00	0.00	0	
I	Individuals -i. Individual shareholders holding nominal share capital up to Rs 1 lakh	1646	701015	522994	6.05	6.05	0	0.00
II	ii. Individual shareholders holding nominal share capital in excess of Rs. 1 lakh.	23	1546641	1203941	13.35	13.35		
(c)	Qualified Foreign Investor	0	0	0	0.00	0.00	0	
(d)	Any Other (specify)				0.00	0.00		
(d-i)	ESOP TRUST	1	600000	0	5.18	5.18	0	
(d-ii)								
	Sub-Total (B)(2)	1712	2929364	1807643	25.28	25.28	0	0.00

For B2B Software Technologies Limited


Executive Director

(B)	Total Public Shareholding (B)= (B)(1)+(B)(2)	1712	2929364	1807643	25.28	25.28	0	0.00
	TOTAL (A)+(B)	1741	11585400	4985869	100.00	100.00	0	0.00
(C)	Shares held by Custodians and against which Depository Receipts have been issued							
1	Promoter and Promoter Group	0	0	0	0	0.00	0	#DIV/0!
2	Public	0	0	0	0	0.00	0	
	Sub-Total (C)	0	0	0	0	0	0	
	GRAND TOTAL (A)+(B)+(C)	1741	11585400	4985869	100	100.00	0	0.00

For B2B Software Technologies Limited


Executive Director


Sr.No	Notes
1	NIL
2	NIL
3	NIL
4	NIL
5	NIL
6	NIL
7	NIL
8	NIL
9	NIL

For B2B Software Technologies Limited

Executive Director


(I)(b) Statement showing holding of securities (including shares, warrants, convertible securities) of persons belonging to the category “Promoter and Promoter Group”

Sr. No.	Name of the shareholder	Details of Shares held		Encumbered shares (*)			Details of warrants		Details of convertible securities		Total shares (including underlying shares assuming full conversion of warrants and convertible securities) as a % of diluted share capital
		Number of shares held	As a % of grand total (A)+(B)+(C)	No.	As a percentage	As a % of grand total (A)+(B)+(C) of sub-clause (I)(a)	Number of warrants held	As a % total number of warrants of the same class	Number of convertible securities held	As a % total number of convertible securities of the same class	
(I)	(II)	(III)	(IV)	(V)	(VI)=(V)/(III)*100	(VII)	(VIII)	(IX)	(X)	(XI)	(XII)
1	RAMA CHANDRA RAO NEMANI	2458760	21.2229	0	0.00	0.00	0	#DIV/0!	0	#DIV/0!	21.22
2	RAVILEELA GRANITES LTD	1511000	13.0423	0	0.00	0.00	0	#DIV/0!	0	#DIV/0!	13.04
3	RAM NEMANI DEF. BEN. PENSIO	1087600	9.3877	0	0.00	0.00	0	#DIV/0!	0	#DIV/0!	
4	JANAKIRAMA VARMA MEKA	1085270	9.3676	0	0.00	0.00	0	#DIV/0!	0	#DIV/0!	
5	SHARMILA NEMANI	496700	4.2873	0	0.00	0.00	0	#DIV/0!	0	#DIV/0!	
6	SUNIL NEMANI	373600	3.2247	0	0.00	0.00	0	#DIV/0!	0	#DIV/0!	
7	MURTHY MUTHYALA	351150	3.0310	0	0.00	0.00	0	#DIV/0!	0	#DIV/0!	
8	VINITHA P VARMA	250300	2.1605	0	0.00	0.00	0	#DIV/0!	0	#DIV/0!	
9	PRATHIMA NEMANI	233400	2.0146	0	0.00	0.00	0	#DIV/0!	0	#DIV/0!	

For B2B Software Technologies Limited

 Executive Director


10	P RAVINDRA REDDY	212110	1.8308	0	0.00	0.00	0	#DIV/0!	0	#DIV/0!	
11	VARMA J MEKA DEF.BEN. PENSI	203300	1.7548	0	0.00	0.00	0	#DIV/0!	0	#DIV/0!	
12	J VASANTHA	119610	1.0324	0	0.00	0.00	0	#DIV/0!	0	#DIV/0!	
13	CHENDRA L J MEKHA	78370	0.6765	0	0.00	0.00	0	#DIV/0!	0	#DIV/0!	
14	ANJANEYULU KROTHAPALLI	75840	0.6546	0	0.00	0.00	0	#DIV/0!	0	#DIV/0!	
15	PRADEEP NEMANI	40026	0.3455	0	0.00	0.00	0	#DIV/0!	0	#DIV/0!	
16	DR K LAHIRI	21580	0.1863	0	0.00	0.00	0	#DIV/0!	0	#DIV/0!	
17	HARSHINI	18000	0.1554	0	0.00	0.00	0	#DIV/0!	0	#DIV/0!	
18	SAMANTHAREDDY	15900	0.1372	0	0.00	0.00	0	#DIV/0!	0	#DIV/0!	
19	NEELAM JAYANTH REDDY	7900	0.0682	0	0.00	0.00	0	#DIV/0!	0	#DIV/0!	
20	KRISHNA VARMA MEKA	6270	0.0541	0	0.00	0.00	0	#DIV/0!	0	#DIV/0!	
21	P LEELAVATHI	2510	0.0217	0	0.00	0.00	0	#DIV/0!	0	#DIV/0!	
22	N LAVANYA REDDY	2500	0.0216	0	0.00	0.00	0	#DIV/0!	0	#DIV/0!	
23	S RAMESH	2000	0.0173	0	0.00	0.00	0	#DIV/0!	0	#DIV/0!	
24	R SUBBARAMI REDDY	1010	0.0087	0	0.00	0.00	0	#DIV/0!	0	#DIV/0!	
25	L PRATAP REDDY	1000	0.0086	0	0.00	0.00	0	#DIV/0!	0	#DIV/0!	
26	SRINIVAS REDDY P	300	0.0026	0	0.00	0.00	0	#DIV/0!	0	#DIV/0!	
27	J MADAN MOHAN REDDY	10	0.0001	0	0.00	0.00	0	#DIV/0!	0	#DIV/0!	
28	N CHINNAPPA REDDY	10	0.0001	0	0.00	0.00	0	#DIV/0!	0	#DIV/0!	
29	ARUN RAJ	10	0.0001	0	0.00	0.00	0	#DIV/0!	0	#DIV/0!	
TOTAL		8656036	74.715	0	0.00	0.00	0	#DIV/0!	0	#DIV/0!	34.26

(*) The term "encumbrance" has the same meaning as assigned to it in regulation 28(3) of the SAST Regulations, 2011

For B2B Software Technologies Limited

Executive Director

(D)(d) Statement showing details of locked-in shares

Sr. No.	Name of the shareholder	Number of locked-in shares	Locked-in shares as a percentage of total number of shares {i.e., Grand Total (A)+(B)+(C) indicated in Statement at para (D)(a) above}
1	NIL	0	0.00
2	NIL	0	0.00
3	NIL	0	0.00
4	NIL	0	0.00
5	NIL	0	0.00
6	NIL	0	0.00
7	NIL	0	0.00
8	NIL	0	0.00
9	NIL	0	0.00
TOTAL		0	0.00

For B2B Software Technologies Limited

Executive Director

